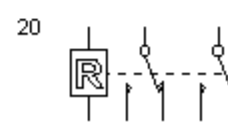
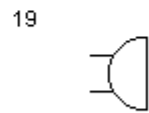
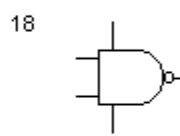
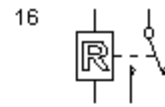
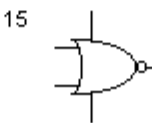
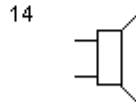
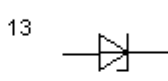
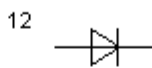
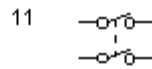
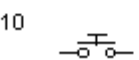
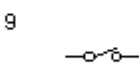
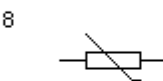
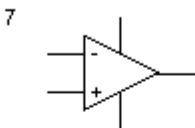
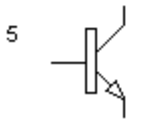
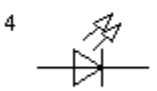
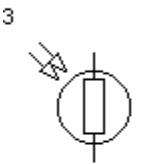
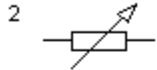
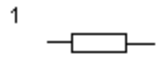


Design and Technology

Circuit Symbols

In drawings electronic components are represented by symbols. Look at the symbols below and name the component which they represent in the table.



Symbol number	Symbol represents	Symbol number	Symbol represents
1		11	
2		12	
3		13	
4		14	
5		15	
6		16	
7		17	
8		18	
9		19	
10		20	

DT Group

Name